

DISPATCH

A ROYAL RANGERS MAGAZINE FOR MEN



WINTER 1977-78
GROWING INDIVIDUALITY
YOUR DESERT OUTING
GOD'S HIDDEN MANNA
THE TARNISHED KEY

NEW ENLARGED!

DISPATCH

Vol. 15 No. 1 Winter 1977


STAFF

Editor: John Eller. **Art Editor:** David Barnes
National Committee: Silas Gaither, Paul McGarvey, Johnnie Barnes, Paul Stanek.

DISPATCH (157960) published quarterly by Royal Rangers, 1445 Boonville Ave., Springfield, Mo. 65802. Subscription price (U.S.) \$1.50 per year. Second-class postage paid at Springfield, Missouri. Copyright 1977 General Council of the Assemblies of God. Printed in U.S.A.

CONTENTS

- Commander's Chat
- Growing Individuality
By Elton Bell
- God's Hidden Manna
By Joseph E. Smith
- The Tarnished Key
By E. J. Neely
- Your Desert Outing
By Stephenie Slahor
- Boonie's Pup
By Jan Hensel
- Devotions
- The "10" Signals
- Jerky
- Planning Guide
- Ideas for Leaders



We're very pleased!

With the publishing of this new enlarged edition of Dispatch, we mark another milestone in Royal Rangers history.

Dispatch will now be twice the size of the previous publication. There will also be a number of new features to supplement the standard features, plus more articles of an inspirational nature for leaders. Dispatch will also reach a larger readership. Previously the magazine was sent only to Outpost Commanders. Now, Dispatch will be sent to every registered Royal Rangers leader.

We hope you too are pleased with our new size and new look!

We welcome your suggestions and contributions to Dispatch. We want it to be the best leaders magazine going.

Before we finish our chat, I want to remind you that July 25-29, 1978 is the date for our second National Camporama, which will be conducted at Farragut State Park, Idaho. The site is fantastic! The events and activities will be stupendous! The speaker's are outstanding. It will be the greatest thing that ever happened in Royal Rangers. Hope you will be able to attend. Check with your District Commander for more details.

See you next issue.

“...your goal is to aim Royal Rangers at the individual.”

Every boy is different from any other boy. Joining an outpost does not change this. Royal Rangers does not seek to make all boys alike, but rather aims at the growth and development of the individual boy.

The only way an Outpost Commander can accomplish this is to see each boy as an individual with different needs and interests. When a leader puts that first, it focuses everything he does.

The Commander who sees his role in this light must measure his progress with a special kind of yardstick. Royal Rangers assumes that certain program ingredients produce certain outcomes for boys. Yet, a Commander, for example, cannot carry that assumption so far that he merely measures such ingredients as the total advancements in the outpost or the number and quality of camping experiences.

He must search for evidence that these program ingredients are improving the individual boys of his outpost.

It is easy to count the number of advancements, and hard to measure how advancement changes boys. OK, it's hard! But the Royal Rangers program will come off in boys' lives only when the Commander can find a way to evaluate its effects on individual boys.

First, it is a matter of the heart. If the Commander has a deep interest in each boy rather than

merely an interest in all boys, he is on the right track.

Second, it is a matter of putting first things first. So that the leader can specialize on building boys, the Outpost Council must help the Commander by building a staff who can specialize on building a strong outpost.

Third, evaluation of Royal Rangers effect on boys is a skill that can be developed. Since there is no form to fill out, no simple yardstick of development, no written exams to give, then the Commander must work out his own approach.

Here are some tips on learning to evaluate the effect of Royal Rangers on boys:

Watch for each boy's response. Is he interested, challenged or bored?

Talk with each boy personally several times each year.

Try topics like: How does he feel about Royal Rangers, his outpost, and patrol?

What about his skills of living and working with others. Is he growing in this? How does he feel about his progress?


How has Royal Rangers helped him?

Help each boy set some goals for himself for the next several months. Write them down and encourage him to do likewise. Then talk about these in the next conversation. Know how far you can go. You are not a psychiatrist or a professional guidance counselor. You are an interested friend, and a growing boy rarely has enough of these.

Never stop watching and listening and searching for ways you can help boys. Through it all, keep uppermost in mind that your goal is to aim Royal Rangers at individual boys.

GROWING INDIVIDUALITY

BY ELTON BELL



by Stephenie Slahor

The deserts and semi-arid lands of the West and Southwest offer much in the way of scenery, adventure, and fun. They are an ideal location for the camper who seeks open sky, wildlife, unique vegetation and American history. Many of our national parks, and state parks, and monuments are located in these arid lands.

But the deserts also have hazards—both man-made and natural—of which you must be aware to keep your trip safe and enjoyable. Let's take a closer look at the considerations you should make.

For any vacation, especially a desert one, be sure you are in good physical condition. Get in shape for the trip and exercise a vacation usually yields.

Be sure your vehicle is in shape for the trip, also. Check all the fluids—oil, radiator, power steering, automatic transmission and brake. Check the tires and spare. For back road driving, take along extra parts such as a spare fan belt, tire pump, etc.

Maps are important, including road and topographic. Topographic maps will show roads, buildings, landmarks and gradations in the elevations of land. They are available from the U.S. Geological Survey, Federal Center, Denver, Colorado 80225 for a low cost. They are indispensable for any backroad or hiking. The state index map is available free from the same address and you may order the map(s) of the quadrangle(s) in which you are specifically interested.

Clothing that you take along should include long sleeves, long pants, a broad-brimmed hat, and a good jacket even if you will be on the desert in the summer. Nights can get cool or cold. Protect yourself from the burning rays of strong desert sunlight and enjoy your outing more.

Always carry ample supplies of water for yourself, your party, and your vehicle. Even if you are only a short hike away from your camp or vehicle, you must carry at least a quart of water. Take along some extra food, too, as part of your camp supplies. Avoid freeze-dried foods if possible since they require too much water for preparation.

Flash floods are a possibility between June and September. Even though no rain looks imminent in your area, in the mountains and hills there may be a storm which will rush water down the washes. The suddenness of this water is why they are called "flash" floods. The water doesn't usually soak in, rather it washes and rushes over the land. Don't camp or park in any stream beds, washes or arroyos.

Many mines are found in the desert, do not risk exploration. They often conceal dangerous and deep shafts. Tunnels or shafts may contain water, snakes, scorpions, bats, spiders, poisonous fumes and other unpleasanties. Support timbers are usually rotten and susceptible to collapse. On the surface, gravel around the edges of mining pits may give way, or the edges of such pits may be undercut. Even if you feel safe, you are probably still too close.

Areas of heavy mining may result in a "honeycomb" effect where mountains and hills contain passageways of tunnels and shafts. If you know heavy mining has occurred in an area, hike and explore in safer areas. If you want to explore a mine, find an operating mine that offers tours to the public. Do not explore mines on your own.

Desert wildlife have some peculiarities all their own. Respect their rights of "privacy." To avoid the poisonous desert denizens, exercise caution in where you sit and reach. Shake out your sleeping bag, boots and clothes before you get into them. Buy a couple of snake bite kits and a first aid manual. Know the manual and the snakebite kit instructions *before* you might have to use them. Make or buy a first aid kit. Carry along tweezers for removing splinters and cactus spines.

Interesting rock formations can be found in many desert areas, but if you're going to do any climbing, wear a protective helmet and sturdy climbing boots.


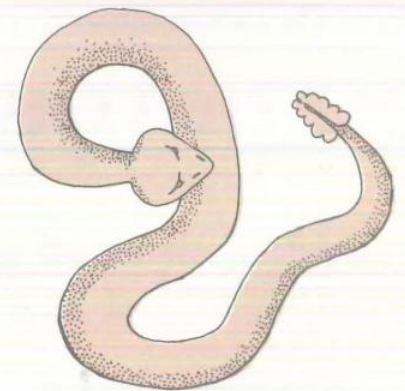
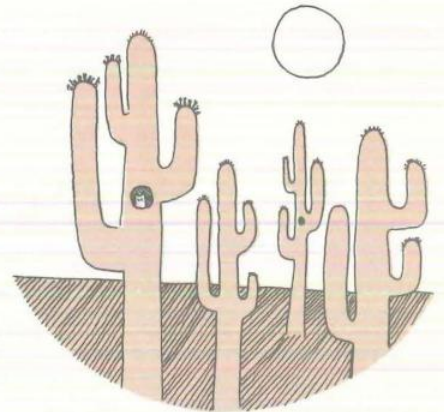

Desert roads range from one extreme to another—long, straight stretches where you'll undoubtedly let your radio blare, and curvy or gradual grade roads where you'll want to use the lower gears of your transmission to avoid "lugging" and overheating your engine.

Consider the purchase and installation of a citizens' band radio for your vehicle. You'll need a Federal license to use it, but no test is required. It is a great way to contact "civilization" in case of emergency. If you're just starting off, try to get a CB with all 40 channels. Channel 9 is the one where emergency messages are most often transmitted.

Always leave word with someone about where you are going, what routes you'll take, how long you'll be out, and when you expect to return. Leave word with friends or relatives in the area, a law enforcement agency, a ranger station, etc. Follow advice given locally about road and weather conditions.

In case of problems, stay with your vehicle unless you are absolutely sure you are within easy walking distance of help. Otherwise, remain with your vehicle to be more easily spotted by searchers.

Your desert trip can be a safe and happy outing if you prepare yourself, use your common sense, and employ your camping knowledge.



MAKIN' JERKY

PERHAPS THE MOST VALUABLE FOOD OF THE AMERICAN INDIAN WAS "JERKY," made from venison, elk, buffalo, etc. Necessity was the father of this invention because of his need to preserve meat. Some Indians in Alaska and the Yukon still preserve meat in this same way. It is simple, enjoyable, and a great way to fix a "snack." Jerky goes well on hikes or backpacking adventures.

Jerky can be made of most any meat including beef and pork. However, when using wild meat or pork, be sure to boil the meat slices in water until the "red" is gone. You want to prevent infection from *Trichina*, a parasite found in many wild creatures.

Step 1. Cut the meat into 1/8 to 1/4 inch strips going with the grain, and trim the fat away. If the meat is real tough, it won't work.



Step 2. Drop the strips into a bowl of water consisting of salt, peper, onion, garlic, and worchestershire to tobasco sauce for hot, spicy jerky.

Step 3. Next morning, lay strips on towel, lay strips on the wire racks in the oven (be sure they don't touch each other). Bake at 200 degrees or less with oven door slightly open from 2 to 3 hours, or, until meat is black as soot. They are ready when they will crack but not break. Put some aluminum foil in your oven to catch drippings.

Put your jerky in jars or sealed plastic bags. It should keep a year or more with no refrigeration. When backpacking, put the plastic bags into cloth bags to prevent moisture build up.

YOU CAN ALSO MAKE JERKY OUT OF DOORS just like the Indians used to. In dry climates, they put the meat on a wooden rack out in the sun. (You have to watch for insects and cover the meat after dark to keep dew away).


You can use a small smoker. The Indians made theirs out of skins in the shape of a little tepee. Meat racks go in the top with a small smoke fire underneath. You don't want to *cook* the meat, just to *dry* it out. So, keep your fire cool. You can also use a metal drum for a smoker. Hickory chips will make your best fire for this purpose.

RECIPE

- 1 tablespoon of salt
- 1 tablespoon onion powder
- 1 teaspoon garlic powder
- 1/2 teaspoon pepper

HEY GOOD BUDDY! KNOW YOUR "10" CODES

Code No.	Meaning		
10-1	Receiving Poorly	10-25	Can You Contact
10-2	Receiving Well	10-26	Disregard Last Information
10-3	Stop Transmitting	10-27	I Am Moving to Channel
10-4	OK, Message Received	10-28	Identify Your Station
10-5	Relay Message	10-29	Time Is Up For Contact
10-6	Busy, Stand By	10-30	Does Not Conform to FCC Rules
10-7	Out of Service, Leaving Air	10-32	I Will Give You A Radio Check
10-8	In Service, Subject to Call	10-34	Trouble At This Station, Help Needed
10-9	Repeat Message	10-35	Confidential Information
10-10	Transmission Completed, Standing By	10-36	Correct Time Is
10-11	Talking Too Rapidly	10-37	Wrecker Needed At
10-12	Visitors Present	10-38	Ambulance Needed At
10-13	Advise Weather/Road Conditions	10-39	Your Message Delivered
10-16	Make Pickup At	10-41	Please Tune to Channel
10-17	Urgent Business	10-42	Traffic Accident At
10-18	Anything For Us?	10-43	Traffic Tieup At
10-19	Nothing For You, Return to Base	10-44	I Have A Message For You (or All Units Within Range Please Report
10-20	My Location Is	10-45	Break Channel
10-21	Call By Telephone	10-50	What Is Next Message Number?
10-22	Report In Person To	10-60	Unable to Copy, Use Phone
10-23	Stand By	10-62	Net Directed To
10-24	Completed Last Assignment	10-63	



**...TO HIM
THAT OVERCOMETH
I WILL GIVE TO
EAT OF THE HIDDEN
MANNA—REV. 2:17**

GOD'S HIDDEN MANNA

by Joseph Smith

In the book of Genesis, we find that the vegetation kingdom was created on the third day (Genesis 1:11). It is also revealed that every herb bearing seeds and every tree yielding fruit was given unto man for the explicit purpose of providing him with food (Genesis 1:29). The tree of knowledge of good and evil was pleasant to the sight and an excellent source of food (Genesis 2:9). However, this particular species (which most modern Bible botanists believe to have been the Apricot tree), was the only plant in which man could not partake (Genesis 2:17).

Plants and plant products are referred to in literally hundreds of verses of both the Old and New Testaments. It is interesting to note that in God's plan of creation, there is no reference to what we consider, today, as "nuisance" plants.

Our Biblical forefathers were unquestionably aware of the invaluable food source which uncultivated plants provided. Being primarily of nomadic society, they frequently supplemented their meat and fish with wild fruits, nuts, roots, tubers, greens, beverages, and the like, which they gathered from the land. The bitter herbs of the Passover consisted of dandelion, chicory, lettuce, watercress, mustard and other wild plants that abundantly grew in Mother Nature's food pantry. The locust, eaten by John the Baptist, during his wilderness experience, is believed by many commentators to have been from the Carob tree. The leeks and onions desired by the Israelites after receiving their freedom (Numbers 11:5) are today abundantly found in our American forest lands.

Edible wild plants are the living link between us and the people of those distant Biblical days. In exploring Mother Nature's food pantry, we can reach back through two thousand springtimes and find a true understanding of many those desolate times. You needn't be any kind of an expert to begin eating what still remains unspoiled and free. A good field guide to edible wild plants, a text on Biblical vegetation, and your favorite Bible are the necessary tools for this exciting adventure. This article will act as an introduction to edible wild plants related to the Biblical species found in the United States. It act only as a springboard for you and your Rangers in instigating your own Bible plant investigation.

The common and scientific name, other known names, habitat, collection date, plant contents, Bible references, plant description, geographical distribution, cooking preparation, and Biblical history of each plant has been included for those who may be interested in further research. You and your Rangers will find this adventure into the world of God's manna as an extraordinary, yet pleasurable, experience both as outdoorsmen and Bible students.



ACORN (*Quercus*)

Other names: Oak

Description: Nuts that are partially enclosed with scaly cups which are found only on oak trees. All acorns are edible. Some are less sweet than others.

Distribution: Found throughout the U.S. except in the northern prairies, throughout various altitudes and soil types.

Collection: Early Fall.

Edibility: Nuts (fruits).

Contents: Calcium, Magnesium, Phosphorus, Potassium, Sulphur, Fat 37%, Protein 8%

Bible Reference: Psalm 1:3; Jeremiah 17:8; Ezek. 47:12; Dan. 4:10-12.

Biblical History: Acorns provided food for herds of swine. (Luke 15:16) During times of famine they were eaten by the poor people. They were, and still are today, used to make a black dye. The oak is the symbol of God's power, might, and strength.

Preparation: Shell the nuts and boil them whole in water, changing the fluid when it yellows. Keep additional water heating so that the process is shortened—about 2 hours boiling time is needed. Acorns are then dried in a slow oven with door left ajar. Eat as is or ground into coarse bits for use like any other nuts, or into a fine meal and blend with corn meal or white flour, or use as a coffee substitute.



WILD APPLE (*Malus, Pyrus*)

Other names: American Crab Apple, Wild Crab Apple, Common Apple, American Apple, Wilding Tree, etc.

Habitat: Variety of well-watered, well-drained soils.

Description: Seldom more than twenty feet high, with contorted and rigid crown. Leaves alternate, with saw-toothed and, sometimes, lobed edges, and with a compound network of fibrous veins on either side of a central vein. Lateral branches short and stubby, spurlike, and slow-growing. Fruits small, yellowish-green no more than 1 or 1½ inches in diameter and dangling on a stem about the same length.

Distribution: Throughout the U.S. and Southern Canada.

Edibility: Fruit.

Collection: Ripen in October—late summer.

Contents: Calcium, Phosphorus, Iron, Sodium, Potassium.

Bible References: Prov. 25:11; S. of Sol. 2:3-5; S. of Sol. 7:8; S. of Sol. 8:5; Joel 1:12.

Biblical History: The apple of the Bible proposes a problem for Biblical botany. Commentators argue that such a fruit could have been the apricot (*Prunus armeniaca*), quince (*Cydonia oblonga*), orange (*Citrus aurantium*), citron (*Citrus medica*). Most commentators however, agree that the tree mentioned in Gen. 2:9, 17 was not the apple.

Preparation: Eaten raw, or drained. Excellent jelly, sauce, pies, fritters, dumplings and cider.

LOCUST TREE OR BLACK LOCUST (*Robinia, Pseudo-Acacia*)

Other Names: Robinia, False Acacia, Yellow Locust.

Habitat: High rocky grounds.

Description: Height to over 80 feet. Tall cylindrical, irregular branches. Trunk to 4 feet through. Bark dark reddish brown with squarish scales. Roots shallow, tough, yellowish. Twigs slender with hort still thorns. Leaves alternate. Flowers white, pealike, in loose open clusters. Fruit, a flat brown dry smooth pod, to 4 inches long, and ½ inch wide, containing four to eight seeds.

Distribution: From New York to Georgia, west to the Ozarks. Planted widely east of Rockies.

Edibility: Seeds.

Collection: Fall.

Contents: Roots, leaves and bark severely toxic, highly poisonous.

Bible Reference: Matt. 3:4; Lk. 15:16.

Biblical History: After the Prodigal Son squandered his inheritance, he longed to eat the husks, which were fed to the swine. The husks were the seeds of the Carob tree. (*Ceratonia siliqua*) also known as the locust tree. The locust trees found in the U.S. are not related. The seeds within the pods were eaten by poor people. Locusts eaten by John, the Baptist, are also in question. Many commentators believe that those were insects while others believe they were the seeds of the Carob tree.

Preparation: Seeds are slightly acidic and oily and may be used as we use peas and beans. They lose their acidity when boiled and become a nutritious food which can be eaten as is. Pods can be dried and preserved for winter and used as a vegetable.



BLACK MULBERRY (*Morus nigra*)

Other Names: None

Habitat: Rich bottomlands or moist hillsides.

Description: a low-growing, thick-crowned, stiff-branched tree growing from 24 to 35 feet tall, forming a stout trunk, with deciduous, glabrous, cordate-ovate, lobed or unlobed leaves, small, greenish heads or spikelets of flowers and black fruit.

Distribution: New York to Florida, not hardy north.

Edibility: Fruit, young twigs either raw or boiled.

Collection: When fully mature. June to August.

Bible References: Ezek. 16:10, 13-; 1 Chron. 14:14-15; Lk. 17:6-; Rev. 18:12-.

Biblical History: Commentators agree that the sycamore tree mentioned in Luke is, indeed, the black mulberry. The Red and White Mulberry are not native to the Holy Land. The Texas Mulberry is native to the U.S. The first undisputed mentioning of silk in the Bible is in the time of Ezekiel.

Preparation: Eaten raw, also as pies, jellies, etc. Boil young twigs making a tea.

BLACK MUSTARD (*Brassica nigra*)

Other Names: Charlock, Rape, Indian Mustard, Common Black Mustard.

Description: Height to 10 feet, usually only 3-4 feet tall, branches freely and widely, stems being rather coarse, almost smooth or with stiff hairs. Leaves highly variable with bristly hairs, lower ones not developed. Flower bright yellow, to 1/3 inch across, in twig-like open clusters crowned by unopened buds. Fruit under 1 inch long. Seeds dark brown outside, yellowish inside.

Distribution: Widely distributed over southern Canada and U.S., especially abundant in the Pacific region, particularly in California.

Edibility: Seeds, leaves, flower.

Collection: Spring for leaves and flower, seeds mature in summer.

Content: Calcium, Phosphorous, Iron, Potassium, Vitamin A, Thiamine, Riboflavin, Niacin, Vitamin C.

Bible References: Matt. 13:31, 32; Matt. 17:20; Mk. 4:31, 32; Lk. 13:19; Kk. 17:6.

Biblical History: Most modern commentators agree that the "Mustard" plant that Jesus' parables referred to was the ordinary black mustard. It was probably cultivated for its oil, of which the Hebrews were great users.

Preparation: Seeds used for granshing salads, seasoning pickles, and such, adds zest to soups and stews. Grind seeds and use as table mustard, add water and vinegar to make a paste. Young greens can be eaten raw, older leaves must be boiled. Young golden flowers after simmering for several minutes can be added to your salad.

CATTAIL (*Typha latifolia*)

Other Names: Flags, Reeds, Rushes, Bulrushes, Corsack, Asparagus, Cattail Flag, Broadleaf Cattail, Cat-o-nine Tails, Reed Mace, Common Cattail.

Habitat: Marshlands.

Description: Height 3-6 feet. Leaves alternate, narrow, ribbon shaped to nearly 1 inch wide or as narrow as ¼ inch. Rootstock horizontal, branching 2-3 inches thick, white within. Flower stalk to height of over 8 feet; ends in two flowering spikes, uppermost is staminate, lower is pistillate.

Distribution: Throughout U.S. and Canada except in the far northern regions.

Edibility: Root stalk. Lower leaf stem. Young shoots and fruiting flowerheads (spikes). The down.

Collection: Root stalks in the Fall, lower leaf stems during August. Spikes while still green, young shoots in the Spring while still green; the down and the flowers when fully mature.

Bible References: Matt. 27:29; Mk. 15:19.

Biblical History: The Hebrew word for reed *Agmon* means "flowing together like water." Many writers consider the great reedmace or cattail (*T. latifolia*) as the reed referred to in Matthew and Mark. Both the reed and the rush provided writing materials. Pens were fashioned from reed stalks.

Preparation: Roots can be eaten raw, baked, roasted, or boiled. First scrub, then peel while still wet. Shoots are eaten raw or cooked, peel outer skin, the tender white inside of the first 1 or 1½ feet are preferred, if tough boil in salt water. The

greenish-yellowish flower spikes, (before they become tawny with pollen), are husked like corn, and boiled in salt water until tender, then eaten like corn. Later flower spikes are gathered and used as a flour substitute—put through a sieve and mix half and half with regular flour.



DANDELION (*Taraxacum officinale*)

Other Names: Common Dandelion.

Habitat: Grassy places, fields, meadows.

Description: Heighty flower stalk to 1½ feet. Stemless plant, leaves rising directly from top of root. Leaves to 10 inches long and 2½ inches wide, narrow at base, but with deeply toothed margins. Yellow flower.

Distribution: Through U.S. and Canada.

Edibility: Leaves, flowers, and roots.

Collection: Leaves in Spring; flowers in Summer; roots in Fall.

Bible References: Ex. 12:8; Num. 9:11.

Biblical History: The "bitter herbs" eaten during the feast of the passover are believed to have been the common or wild chicory, endive, lettuce, watercress, sorrel and dandelions. The reason for eating "bitter herbs" during the Passover feast was to remind the Hebrews of their bitter experience as slaves in Egypt. In Matthew 13:32, Jesus refers to the mustard plant as "the greatest among herbs."

Preparation: The roots are scraped and sliced, then boiled in salt water—they are surprisingly sweet! They can also be roasted, until nut-brown, grated, and used as a coffee substitute—tastes somewhat like chicory. (Neither herb contains caffeine.) Young leaves are eaten raw as a salad green or cooked/steamed and used as spinach.

SUGGESTED OUT POST TRIP ACTIVITIES

A child's interest is highly produced when properly motivated and correctly channeled. Your Rangers will be enthusiastic and anxious to try out their new knowledge through practical experiences. The following suggested activities will expand their new awareness and act as a calalyst in transferring many abstract Biblical concepts into realistic understandable facts.

1. Prepare a Passover Feast. Grind wild barley and make unleavened bread. Collect and prepare Passover herbs.
2. Collect wild grapes and make grape juice for a communion service.
3. Start a herb garden. Each day, research a Biblical prophet and the plants surrounding his life and teachings.
4. Make dried flower arrangements using the plants of the Bible.
5. Study the plants surrounding the life and teachings of Jesus.
6. Research modern symbols representing peace.
7. Study the gourds of the Bible and then have a watermelon party.
8. Study the different colors of the Bible and then make your own dyes from native plants.
9. Weave mats or baskets from Weeping Willow stems.
10. Discuss Ps. 1:3 and Isa. 53:2.



SELECTED BIBLIOGRAPHY

Biblical Plant Resources: Farb, Peter. *The Land, Wildlife, and Peoples of the Bible*. New York, NY: Harper and Row, 1967.

King, Eleanor, A. *Bible Plants For American Gardens*. New York, NY: Dover Publications, Inc., 1975.

La Sor, William S. *Daily Life in Bible Times*. Cincinnati, OH: Standard Publishing.

MacKay, Alastair L. *Farming and Gardening in the Bible*. Old Tappan, New Jersey: Fleming H. Revell Co., 1970.

Moldende Harold N., and Alma L. Moldende. *Plants of the Bible*. New York, NY: Ronald Press Co., 1953.

Peelman, Nancy. *The Plants of the Bible*. New York, NY: Morehouse-Barlow Company, 1975.

Angier, Bradford. *Field Guide to Edible Wild Plants*. Harrisburg, PA: Stackpole Books, 1974.

Harris, Ben Charles. *Eat the Weeds*. New Caanan, CT: Keats Publishing, Inc. 1973.


Knutsen, Karl. *Wild Plants You Can Eat*. Garden City, NY: Doubleday and Company, Inc., 1975.

Madsger, Oliver Perry. *Edible Wild Plants*. New York, NY: Macmillan Publishing Co., Inc., 1974.

Jess, John D. *The Birds and the Bees*. Chicago, Il.: Moody Press 1971.



Scientific and Common Name	Edibility	Distribution	Bible References
Barley (<i>Hordeum vulgare</i>)	Fruit	Throughout U.S.	Jn. 6:9 (37 references)
Grape (<i>Vitis vinifera</i>)	Berries, young shoots	Throughout U.S.	Job 15:33 (8 references)
Garlic (<i>Allium sativum</i>)	Bulb	Throughout U.S.	Num. 11:5
Onion (<i>Allium cepa</i>)	Root	Throughout U.S.	Num. 11:5
Wheat (<i>Triticum aestivum</i>)	Leaves, Flower Buds, Root	Throughout U.S.	Ps. 81:16; Matt. 13:25
American Chestnut (<i>Castanea dentata</i>)	Nut	Throughout U.S.	Gen. 30:37; Ezek. 31:8
Wild Cucumber (<i>Streptopus</i>)	Fruit	Throughout U.S.	Num. 11:5; Isa. 1:8
Mint (<i>Mentha</i>)	Leaves	Throughout U.S.	Matt. 23:23; Lk. 11:42
Wild Leek (<i>Allium tricoccum</i>)	Bulbs	Throughout U.S.	Num. 11:5
Mandrake (<i>Podophyllum peltatum</i>)	Bulbs	Pacific Coast, Utah, Idaho	Gen. 30:14-16;
Indian thistle (<i>Cirsium edule</i>)	Young leaves	Nevada	Matt. 7:16
Water Lily (<i>Nupharaceae</i>)	Tendrils	Throughout U.S.	II Chron. 4:5
Weeping Willow (<i>Salix babylonica</i>)	Interbark	Throughout U.S.	Ps. 137:2



DEVOTIONAL FOR CAMPFIRE SERVICE

(Charles W. Merritt, Piedmont, SC)

Scripture: Matthew 5:14-16

Equipment needed: Campfire and plenty of dead limbs.

As we gaze into our campfire tonight, let's think just for a moment how this applies to the spiritual realm. (Point to some dead limbs or wood) These dead limbs which we are using for our campfire were just decaying and going to waste. But some of you boys went out into the woods and gathered up this wood, so we might have this glorious campfire tonight.

Now, those old dead limbs that wasn't worth anything has given us a fine fire. (If you wish—explain how the fire is giving off light into a dark night). Just as this wood has become useful, we can become useful by allowing Jesus to take our lives and place us in His "Campfire of Life."

You that have already accepted Jesus as your personal Saviour, you now know that your life has a meaning. You are no longer dying and going to waste without purpose.

Now, once Jesus has saved us, we must burn brightly for Jesus Christ. We must let our light be seen by this dark and sinful world. You are the light of the world. But if you hide your light, no one will be able to find their way to heaven. We should lift up our light so all might see.

Prayer and daily Bible reading is a good way to keep our lights from burning out. The Holy Spirit will give us the fuel that we need. Let's be thankful for God's great love that he choose for you and I to be in His "campfire."

So fellow's, you see, just as these dead limbs became useful, so can our lives, by placing them into the hands of God.

"Let's burn for Jesus Christ."

BE YOUR OWN MAN

(Raymond L. Wilson, Montrose, MI)

We want to be like the other fellow so much of the time. We want to wear clothes like the other fellow, cut our hair like his, talk like him (by using the same sayings), using the same expressions. Why do we try and cram ourself into a mold like the other fellow? The mold does not always fit and it is hard to get into some times. Why is all of this? What is man or boy that he wants to be like the other fellow? Is he afraid to stand alone. Is he afraid to be different? Is this his way of hiding? Sometimes a fellow will want to do something. But oh, I have to see what my buddy thinks first. "Not wanting to be a square."

Oh!! Help us Lord for this is not your intent for our life. God wants us to be our own man. He made us so different in so many ways. He made us look different, in size, color of hair, our expressions, our likes and dislikes.

Job said, "He gave us a finger print that is different from the other fellow. Job 37:6 says, "He sealeth up the hand of every man: That all men may know His works."

Fellow's, God wants us to be different in our person. We should be as His Son the Lord Jesus Christ in our walk with Him. Like Him in holiness. So, let us trust Him to make us like Himself in our spiritual life, and trust Him to help us be our own man in doing so. He will help you stand and be yourself, because He will stand beside you, then when you accomplish something in this life, you will feel good in knowing you are not trying out someone else's mold. Take Jesus into your life and trust Him always.

WATER FOR THE THIRSTY

(Oswald Molo, Carson, CA)

Equipment: Five tumblers different shapes, some marbles and water.

John 4:13-14; 7:37, 38

Lesson: A cool drink of water is very refreshing when one is tired and thirsty. Christ knew that the thirst of the soul could not be satisfied with physical water, and so He said, "If any man thirst, let him come unto Me and drink."

He is the *Living Water*, which satisfies the souls' thirst. While He was on earth, He could talk with thirsty men and women and tell them how to get their thirst satisfied, but now that He is in heaven, the work of telling about the *Living Water* must be done by living Christians.

Christians are like tumblers. If a guest should come to your home and ask for a drink of water, which tumbler would you use?

This tall cut-glass one is very pretty, but it has *dirty finger* marks on it, and we would not give it to a guest, neither will Christ use us to give the Water of Life to the thirsty if our lives are not clean.

This large glass looks clean, but let us examine it. It is *cracked*: it does not ring true. If your life does not ring true, God will not use you.

The next glass is *filled with marbles*, which speak of pleasure. Innocent pleasures are not wrong, but the life can be so filled with them that it has no time to carry the Water of Life.

Would you want to give this *chipped glass* to a friend? No, it might cut his lips. Often Christians can be so sharp and cutting in what they say that God cannot use them.

Notice this *little plain glass*. It is clean, it rings true, it is smooth. It is in a condition to be used. It is now filled with pure water, ready to satisfy the thirst. Every Christian should be as this glass—ready for the master's use.

STAY CLOSE TO THE MASTER RANGER

(Harley Fisher, Beech Grove, IN)

Equipment needed: Several wood matches, some plain, some coated with wax; one 4 inch plaster cross (painted) with words, "Jesus Saves" on it; a cross made in crafts arts would be fine.

Fellows, as you can see, this is a common wood match, (show match) and this is a match coated with wax (show match). This is the kind of match that we take on our camping trips. This match is protected from the weather and is far superior to this common match.

Let's let this common match represent me, or you, or any one of us. Now, let's let this protected match represent any one of us, too.

Now see my hands? Let's let my hands represent the world and all it's sin and temptation by the devil.

As you can see, my hands which represent the devil, are pretty strong and can very easily break this match into (break match). Now this protected match gets into the hands of the devil, and let's see what happens. (Break match) Even though this match, which represents our lives, is protected; just like our lives are protected by our parents and police, and even by being here in this church, it can easily be broken by these hands of Satan.

So you see fellas, we have to do something more than just protect our lives to keep from being broken by the devil.

Now see this cross? It says, "Jesus Saves." Now let's tie this match (protected or plain) to the cross and see what happens. (Tie match to cross).

(Continued page 13)



IDEAS FOR LEADERS

KNOT GAME (Indoor) (Doug Dehmlow, Lakeville, MN)

The boys sit in a circle. Give each boy a piece of string 12 inches long. They are to each tie 3 knots of any kind. When they finish, tell them to pass the string two boys to the left. Surprise them by telling them to see who can be the first to untie all 3 knots. That person is the winner.

LOST FRIEND (Indoor) (Doug Dehmlow, Lakeville, MN)

Boys form a circle. Pick 6 to 8 boys (depending on the size of the outpost) to go into the center of the ring. Then proceed to blindfold each boy in the center. When this is complete, give 2 boys identical objects (such as: 2 baseballs, 2 books, 2 combs). The object is for each boy to find his partner—the one who has the same object. The boys inside the ring are not allowed to talk nor the boys forming the circle tell where the players are positioned. The boys forming the circle will be having an amusing time watching the boys in the ring find their partner.

STRING BURNING (Outdoor) (Jack W. Johnson, Burnsville, MN)

Equipment—stakes, string, wood, ax, knife, 2 matches for each team.

Two Rangers form the team. Two strings are stretched tightly between two vertical sticks—one string 18 inches above the ground, the other 24 inches. Top of fire lay must be below the 18 inch string. Only natural tinder and wood may be used. On signal, fire is lighted. Two matches only. After lighting, fire must not be touched, nor extra wood added. First team to burn through top string wins.

RUNNING HOT DOGS (Outdoor) (Doug Dehmlow, Lakeville, MN)

The boys divide up into their patrols. Half of each patrol line up 50 feet facing each other. Give each boy in the front of the patrols on one side a hot dog, which he is to eat completely before reaching the other side where he tags a member of his patrol who will be given a hot dog to eat completely as he crosses back over to tag a member of his patrol. The first patrol to finish is the winning team.

Soda crackers, etc. could also be used.

KNOT STEP CONTEST (Indoor) (Jack W. Johnson, Burnsville, MN)

Equipment—4 ft. rope for each Ranger.

Line up Rangers at one end of the room. Call out the name of a knot. Each Ranger ties the knot. Judges quickly check the knots. Each Ranger who tied his knot correctly can take one step forward. Commander calls out another knot and the same procedure is followed. The first Ranger to reach the wall at the far end of the room is the winner.

RANGER IN A BOX (Evan Ledbetter, Pictoria, CA)

Using the bowline and sheet bend knots, you take two large cardboard boxes and put at one end of the room in which you place a boy with a bowline tied around his waist in each box. The rest of the patrol goes to the other end of the room and throws a rope to the boy in the box, in which he ties a sheet bend on the bowline and drags him to the other end of the room. He takes the ropes off of his waist, hands to the next boy which takes the box and short rope to other end of the room and the procedure starts all over again.

BEAN RELAY Materials needed: 2 or 3 dinner knives a few raw beans 2 or 3 chairs

Put equal number of boys on two or three teams. Have them stand in a row behind each other. On the opposite side of the room, place chairs about three feet apart in a straight row. At the time of the starting the first boy in each row places a bean on the knife, then rushes across the room. He goes around the chair and rushes back to the starting place. He then hands the knife with the bean still on it to the next boy in line on his team. If the bean is dropped off the knife, the boy picks it up and continues.

MEASURING (Indoor) (Jack W. Johnson, Burnsville, MN)

Equipment—Watch

Rangers are seated on the floor. Commander looks at watch, says, "Go." All the boys try to judge when a minute is over. When a boy thinks the time is up, he rises. Ranger to rise closest to exact minute wins for his patrol. Repeat, using other lengths of time.

A "NEW GAME" (Roland R. Johnston, Downey, CA)

Prepare a large bath towel in a soft roll using string to tie it to keep it in roll. Have boys form a circle.

One boy is chosen to slowly run outside of the circle, while the other boys stand with their eyes closed and hands behind them. The boy carrying the towel puts towel into the hands of any boy whom he chooses. The boy with the towel, starts hitting the boy on his right. Victim runs around the circle and back to his original place going as fast as possible to avoid getting hit on his back.

Boys repeat closing eyes and holding hands behind them when the boy with the towel proceeds as first boy around the circle choosing whom he will to place the towel in hands of another boy.

Boys cannot hit above the shoulders, nor below the knees.

COMPASS CONTEST (Outdoors) (Joseph Lansford, Los Angeles, CA)

Prerequisite: Basic knowledge of compass and one for each boy.

Give each boy a map (identical copy) of a small trail to follow. Trail may be rectangular, triangular or any combination, but not overly complex.

Using a Silva compass (one for each boy), and never having seen the map before, turn boys loose simultaneously and let them each follow his own map.

Having judges to observe, give prize to boy finishing course correctly first.

TIRE GOLD (Don Englar, Eden Prairie, MN)

Use old tires for holes, and place 50 feet to 150 feet apart. Establish first tee at least 50 feet from the first hole (tire). Try and place the tires so that there are hazards and natural obstructions between them.

Use a croquet ball or playground ball. Each player in turn tosses the ball and tries to get it in the tire. Count the number of throws each player takes to get the ball in all the tires. Lowest score wins.

FIND THE CIRCLE (Mike Pappalardo, Rosemead, CA)


Make two 4 foot diameter circles on the floor. Have the boys lined up on one side and turn out lights. The boys have to try and find the circles and try to be standing in them when the lights come on. Anyone outside of the circle when the lights come on is out.

CATCH THE STAFF (Jack Miranda, Hacienda Heights, CA)

Set the boys around in a circle. Number them. Stand in the middle with a broomstick. As you call a number of a boy, release the broomstick. The boy must try to catch the broomstick before it hits the floor. He sits out if he misses it.

THE TARNISHED KEY

by E.J. Neely



Somewhere over the mountains a thunderstorm formed cracking through the voice on the radio. Ellsworth Jarred leaned forward and snapped off the current, and the staccato cracks of lightning, the voice and the incessant clicking died. Then the room was quiet and stuffy, warm for late October in that mountain town.

He rose stiffly, made his way to the window and opened it. Youthful voices from the street corner slipped into the room. The boys were playing kick-the-wicket.

"Safe," a crystalline boy-voice called.

"He is not," yelled another. "I got him on the heel."

"You did not," screamed a changing voice that broke like the crackled voice on the radio.

Jarred could feel an uncontrollable anger rising up to choke him. He wanted to slam down the window to shut out the voices. He started to yell at them to shut up, to give an old man some peace; then that boy's voice came back to him from last night: "What would Dan think of you yelling at us all the time? It's not our fault Dan's dead."

Choked with rage and a terrible sickness he had screamed back to the boy: "Go somewhere else to play."

Then the boy's voice. "Where else have we got? Here, or the tracks?" It was true.

Jarred lowered his hands to the window sill and held it until the paroxysm of anger passed. There was the sound of shoes scuffling along the curb, and the warmth of boys' laughter as the game got under way again. The dim street light swayed delicately on the high pole, making shadows of the players as long and slender as the pole itself. The crystalline voice came again from another corner.

"Awright, you guys, come on."

Then the wicket, a stick by the sound, was kicked, and a long shadow darted into home. The wicket hit the curb instantly afterward, and a cheer went up. Over the mountains beyond the street light, beyond the shop buildings and the roundhouse and the tower, lightning raced across the black sky . . . too black for seven o'clock in the evening. There was another scuffle under the street light, and yells and riotous laughter, and a dog barked in merriment as it raced after the wicket. On top of the clamor the clear voice called:

"Awright, you guys, quite down, or we'll have the old man Jarred on our necks, then we'll all have to go in."

The voices softened. The game went on, but some of the youth had gone out of it.

Over the voices of the boys the roundhouse whistle sounded. The high-pitched plaintive tone of it reached down into the depths of his loneliness. He dropped back into his chair in the dark room. What the boy said last night was true; it wasn't their fault Dan was dead—that the sound of their voices haunted him. When Dan lived those same boys spent many winter evenings in that room. The voices were still there, and from over the mountain came the roll of thunder, yet, above those sounds he could hear the wheels of the evening train clipping down through the valley. It whistled for the tower, and suddenly it was noon, and the Flyer came around the bend and swept down the icy rails. He stood at the tower window, eyeshade and earphone on his head, watching Dan come over Red Bridge swinging the lunch pail he always brought to his grandpap on his way back to school.

He saw Dan come down the steps from the bridge and cross the lot, and then he heard the smooch of Dan's galouses on the wooden stairs of the tower. The long freight was backed into the siding, its caboose nestled up to the tower. The brakeman was throwing the switch; he started frantically waving his arms toward the tower window as he ran from the onrushing train. The locomotive wheels hit the frozen switch. The Flyer, trembled, an immense rearing monster. He stood numbed at the desk. The Flyer roared straight through the caboose, and into the tower.

The snow was gone when he woke up. Anna, Dan's mother and the widow of Jarred's only son, had transplanted the violets from under their kitchen window to the north side of High Hill cemetery.

It was all shut up in his chest again, rolled tight and held there in pain, and he had to live it over and over inside himself when he heard boys' voices, when a train whistled, when snow fell, when violets bloomed. Dan had loved the violets that grew under their kitchen window . . . Anna had not been able to go on without Dan. Last spring he'd gone back to the cemetery and planted more violets.

The youthful voices slipped back into the room.

"Safe."

"Home."

Then, "Say, do you suppose old man Jarred's sick? We haven't heard a word out of him, and there's no light in his room."

The thunder rolled, and jarring jabs of lightning pierced the darkness of the room. He wondered where the boys would go when this storm hit. If Dan was

living and was out there playing kick-the-wicket on that corner, they would all come into this room. He would play the piano for them to sing, or tell them long-ago railroad stories. They'd listen as if they never knew a railroader, yet all of their fathers worked for the railroad. Anna would bring in a roll of lebanon bologna, and slice bread. He would go down to the cellar and dip a pitcher of homemade root beer from the crock. He stared out the window. He had a roll of that bologna now, but he was out of bread.

He pulled his stiffened fingers into the palms of his hands, in and out, exercising them. It would be good to play the piano again, to have the room full of boys, to have the boys in there instead of out on the street corner—it might bring him closer to those gone. It would be good to tap the telegraph key again. One of those boys, the one with the clear voice, wanted to be a telegrapher. The boy's father had spoken to Jarred about it once when they met at the store. "My boy would sure like to talk telegraphy with you sometime, Mr. Jarred. Since the railroad cut down, you're the only telegrapher left in town."

Thoughtfully, he reached out to touch the key. He tapped it; a gay clicking sound filled the room. He laughed aloud, then shook his head. "Boys, come on in and get a sandwich," were the words he had tapped out. But they wouldn't want to come in. Or would they? He had never asked them, not since Dan died.

He stood up. The boys were still playing on the corner. Very slowly he made his way through the dark house to the back door. Lightning danced and cracked around him as he ran crookedly up the alley to the store to buy bread and soft drinks.

When he reaced his back door the first big drops of rain were splattering down. He rushed through the house to the front, switched on the light and leaned far out the window.

"Boys," he called, "come in and have some sandwiches."

Their faces turned toward the house. The whole group stood staring as if they had heard wrong. He repeated the words, yelling against the wind. The drops fell faster. The boys stood undecided. There was a great crash of thunder. The boys started running. He went to the front door and opened it. The boys came into the hall and clumped around the door looking back out at the storm.

"We're in for it, all right," one of them said with an embarrassed crack in his voice.

The dog, a big collie, ran up to the screen door and waited. One of the boys looked down at the dog, then up at Jarred questioningly. When Jarred nodded the boy opened the screen letting the wet dog slip inside.

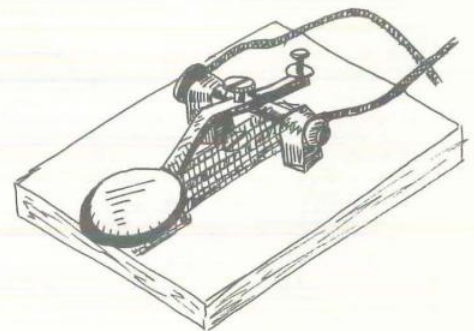
One of the boys strolled over to the piano and ran one finger the length of the keyboard. The boy with the clear voice stood in front of the table looking down at the telegrapher's instrument.

"My father told me that you had a wonderful hand on the key, Mr. Jarred," the boy said.

It was after ten o'clock when the boys left. The rain had turned to snow. Jarred could see the big flakes slipping down past the street light.

He walked back into the room. Music was scattered along the top of the piano. Dan's unsued books were gone from the closet—the ones he hadn't given to the boys lay on the table and the floor. He had given Dan's jacket and cap to the thin boy; the others urged him to wear them home because he had been ill.

He walked about picking up books, straightening music, carrying empty bottles to the kitchen. When the night train swept into the valley and whistled for the tower, he hardly heard it. He had just ducked his head into the cupboard to hunt for the brass polish. The boy with the clear voice was coming the next afternoon for his first lesson on the telegraph key.



Devotions cont.....

Now remember, this match represents our lives and my hands represent the devil. Now, let's see if we can break the match. No—the match can't even be bent, let alone be broken. This cross says, "Jesus Saves." So if we all accept Jesus Christ for our personal saviour and tie our lives to His, we can't be broken like these matches.

Jesus gave His life on a cross such as this one for the redemption of our sins, and I believe that because He did, He is the best Royal Ranger in the world. To me he is the "Master Ranger."

PORTRAIT OF CHRIST (Robert Barnes, Cleveland, OH)

Have a well-known and accepted picture of Christ on display.

This description of Jesus by Publius Lentulus of Judea, addressed to Tiberius Caesar, Emperor of Rome, was found in the excavation of an old city, written in Aramaic on stone.

"There lives at this time, in Judea, a man of singular virtue whose name is Jesus Christ, whom the barbarians esteem as a prophet, but his followers love and adore Him as the offspring of the

immortal God. He calls back the dead from the graves and heals all sorts of diseases with a word or touch.

He is a tall man, and well shaped, of an amiable and reverend aspect; His hair of a color that can hardly be matched, the color of chestnut full ripe, falling in waves about his shoulders. His forehead high, large and imposing, His cheeks with out spot or wrinkle, beautiful with a lovely red; His nose and mouth formed with exquisite symmetry; His beard thick and of a color suitable to His hair reaching below His chin. His eyes are bright blue, clear and serene, look innocent, dignified, manly, and mature. In proportion of body, most perfect and captivating, His hands and arms are most delectable to behold.

He rebukes with majesty, counsels with mildness, His whole address, whether in word or deed, being eloquent and grave. No man has seen him laugh, yet his manner is exceedingly pleasant; but He has wept in the presence of men. He is temperate, modest and wise; a man for His extraordinary beauty and divine perfections, surpassing the children of men in every sense."

That was a mans description of JESUS as he went about doing good.

Now close your eyes while I read Isaiah 52:13, 15; 53:1 to 53:9.

IT IS THE SAME MAN: Come that we might have life eternally.

Shall we bow our heads for a word of prayer.

OUR LIVES AS A COMPASS

(Bob McFee, Cygnet, OH)

Purpose: To give the boys an idea of how their lives should be.

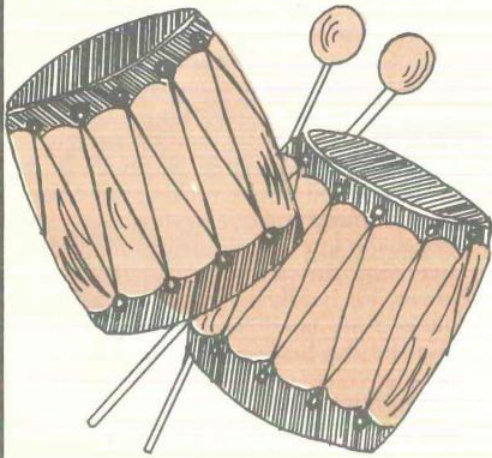
Items needed: A compass.

Boy's, as I was looking at my compass, I was reminded of how our lives should be. As I look at my compass, the first thing I see is the magnetic needle. As you know, it always points north; our lives should in relationship with God, should point to God.

Next, we see the Orienting Arrow. As we look into the Bible, we can orient our lives in the relationship with the magnetic needle.

Then we have the housing. This we can relate with Christ. As you know, he can cover us in such a way that evil can not get in and mess up the needle of our lives.

YOUR OUTPOST



BUCKAROOS

QUARTERLY THEME: MUSIC

DECEMBER: TOM-TOMS



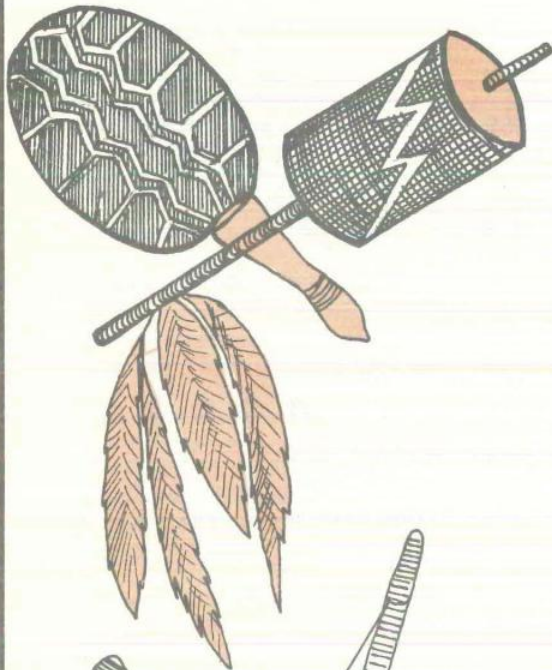
- 1st Week:* Field trip to obtain necessary items, good hollow log, sticks, bark, etc. Between meetings, secure tin cans, rawhide, rawhide lace, old rubber tire tubes, tempera paints, designs, etc.
- 2nd Week:* Cut log to desired lengths. Cut rawhide or rubber to fit logs or cans. Prepare holes for lacing.
- 3rd Week:* Lace heads to drums. Make sure each drum is tight. Prepare beaters using a pointed stick and solid rubber ball. Recommend different rhythms for beating.
- 4th Week:* Paint designs on drum heads. Make fancy with feathers and fur.

JANUARY: INDIAN RATTLES

- 1st Week:* Field trip to obtain items. (Dress according to weather.) Look for sticks, pebbles, dried gourds, vacated turtle shells, etc. Before the next meeting, check your store of supplies from December (1st week).
- 2nd Week:* Prepare cans, shells, gourds, etc. Best to do certain cutting chores for the boys, but involve them in any other way possible.
- 3rd Week:* Assemble the rattles. Some will need glue, others will require tight rawhide lacing. Have a rehearsal of the "Drum 'n Rattle Corps."
- 4th Week:* Decorate the rattles with painted designs, fur, and feathers.
- 5th Week:* Do a special "concert" for entire outpost.

FEBRUARY: FRONTIER INSTRUMENTS

- 1st Week:* Go "rummaging" in the neighborhood to locate old metal washboards, empty gallon jugs, washtubs, old brooms, old hand saws, glass bottles, and jars of all sizes, drinking glasses, etc. You'll also need some nylon cord, spoons, metal sewing thimbles, and lids with handles.
- 2nd Week:* Wash, sort, clean up your treasures. Tell the boys the fun is going to be worth it.
- 3rd Week:* Assign: thimbles/washboard, small-mouthed jugs for "blowing," washtub/nylon cord/broom handle for bass, saw for bending between knees and tapping with a pencil eraser (best to let a leader do this one), glass bottles and/or drinking glasses will need to be "tuned" with varying amounts of water.
- 4th Week:* Concert time for the entire band.



PLANNING GUIDE

PIONEERS - TRAILBLAZER - AIR-SEA-TRAIL QUARTERLY THEME: COMMUNICATIONS

DECEMBER SEMAPHORE (signaling by means of FLAGS, LIGHTS or ARMS).

1st Week: Construct signal flags. (Black & white divided diagonally). Use short poles.

2nd Week: Obtain & distribute semaphore alphabet. (Grand Circle, A-B-C-D-E-F Circles. Wave up & down for ATTENTION and use FRONT signal to separate words). Allow study time. Encourage boys to learn one circle at a time.

3rd Week: Set up practice sessions inside a large building (church sanctuary or fellowship hall) or outside, weather permitting.

4th Week: Practice special signals: K=receiver is ready. C=receiver acknowledges the word. IMI=receiver did not catch last word. 8 E's=error. AR=sender finished. R=receiver acknowledges end of message. AAA=period.

JANUARY: MORSE CODE (electronic signals where every letter is made up of something short and/or something long, whether sounds, light flashes, or electrical impulses).

1st Week: Assemble two buzzer signaling kits.

2nd Week: Morse Code is a series of *dit* (short) and *dah* (long). Obtain and distribute International Morse Code for study and practice.

3rd Week: Plan for practice sessions.

4th Week: Encourage the Rangers to learn the letters according to frequency of use in the English language: ETAOINS—HRDLUCM—PFWVYB—GJQKXZ.

5th Week: Offer special recognition to boys who can send and receive a message of at least 20 words.

FEBRUARY: CITIZEN'S BAND RADIO

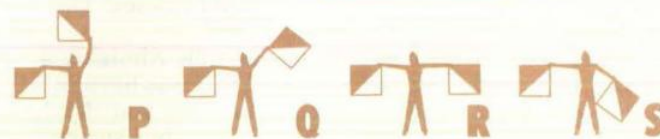
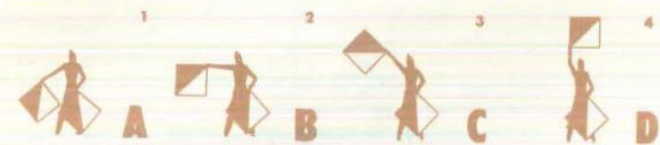
1st Week: Enlist the use of one or more "Base Stations" (home units), and as many "Mobile Units" (CB's in automobiles), as possible. Local CB Club will be glad to assist.

2nd Week: Obtain and distribute copies of "CB talk" (available free at most radio shops, and should contain code numbers and important code words). Encourage study of CB radio procedure, discouraging questionable practices and references.

3rd Week: Plan a "Talk-a-thon," specifying a particular channel the boys can use. (Cooperation from your local CB Club and news media will assist greatly in clearing a channel for this purpose).

4th Week: Set up a workshop on CB's. Invite a local radio technician to display models and answer questions. (Possible areas to be dealt with are: how a CB works, proper care, comparisons and contrasts of 23 and 40 channel models, etc.).

(NOTE: WIGWAGGING, a method of sending Morse Code via one flag—right swing "dit," left swing "dah" using figure — motion—is dealt with in detail in most manuals of BSA.)



ATTENTION signal (left) is letter R, with flags waved up and down. FRONT signal (right) separates the words of a message.



BOONIE'S PUP

By Jan Hensel

“...sometimes there ain't no better way to tell beyond just knowing.”


Taking a kid looking for a dog is like standing him up to a Christmas tree leaded with presents. He doesn't rightly know which to open first, but he aims to get to 'em all.

That's the way it was the time I took Boonie out scouting for a dog. His five birthday dollars couldn't hardly wait to jump out his pant's pocket. He was purely in a giving mood everytime them little dog eyes began using him all up.

“Now, listen,” I said, speaking serious, “you got to spot the one that's special. He's got to really take to you or he's just gonna be anybody's dog. Hardly any man has a 'real friendly dog' he ain't a mite ashamed of.”

Hunkering down, I rolled them spotted pups over, their little paws waving and slapping. “Now, look here, Boone. When you go looking at dogs, first thing you check out is the navel. If its pooching, that dog ain't gonna last no ways, and you got yourself a lot of grief. You know there ain't no animal you can keep, you don't love some.”

Holding a muzzle up, I nudged Boonie to pay attention. “Check the eyes out careful, son. This pup ain't nowhere near bright and knowing. Look for a good, steady eye that don't weep or run.”



Smoothing the ears down flat, I held him up so as Boone could see him from where he sat fooling with all them pups. “Mind the space between the ears. The broader the head, the more sense a dog's got to give you. Don't never take a narrow head. He's nervous and won't no way hold when you need him.” Seemed like Boonie didn't hear a word I said, his lap full of them funning pups. He didn't seem to see no difference.

The Tennessee man got a little impatient like. “They is all good pups, mister, and don't sell for no five dollars.”


Taking Boonie firm, I jacked him up smart off them dogs, and said I knowed that and appreciated him giving the boy a choosing. Still, I wanted to see them dogs the pups was out of. We went out to take a look.

The man didn't have the father, but the grandmother was a red and the mother black. That breed should've thrown red and I was doubtful. Bonnie, he would have took 'em all, he just couldn't decide which one. I'm telling him about the throw, when I see he ain't paying no mind at all.

This little black buck is falling all over hissself, and near a dozen others, to crawl up Boone's shoes. Boone says, “This one,” and I can see that pup feels just the same. Ain't no point talking bloodlines, or anything else, that I can see. That boy just got hissself a dog.

I ain't one to fault the Almighty moving and I knowed this was beyond talking sensible. I don't say you shouldn't pick the best you can, but sometimes, there ain't no better way to tell, beyond just knowing.

IS YOUR OUTPOST READY FOR THE CAMPORAMA?



One of the biggest events in Royal Rangers history will convene at Farragut State Park, Idaho on July 26-29, 1978. Activities will include camping, hiking, swimming, canoeing, boating, archery, rifle range, skillarama, displays, demonstrations, and a frontier village. There will be an air show, colorful ceremonies, and an outstanding morning and evening rally, outstanding speakers, plus many other exciting activities will make this an event you won't want to miss. Start planning now for your outpost to be a part of this super great National Camporama. (For boys 11-17 and leaders.)

CONTACT YOUR DISTRICT COMMANDER FOR ALL THE INFORMATION